

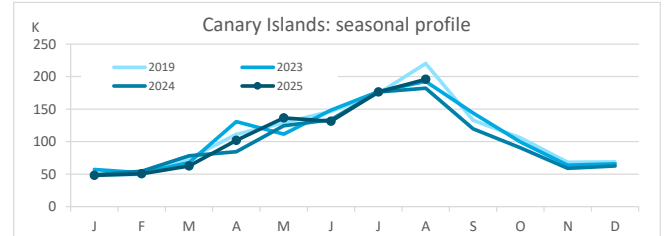
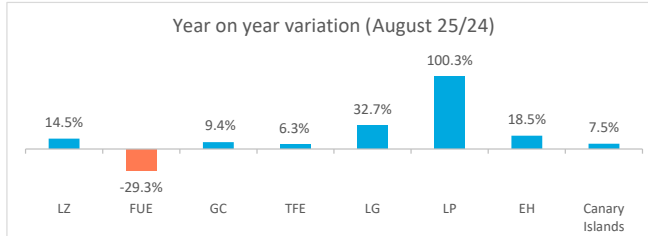
# Domestic tourism

## August 2025



### Canary Islands residents staying in tourist accommodation by island of stay

	Lanzarote	Fuerteventura	Gran Canaria	Tenerife	La Gomera	La Palma	El Hierro	Canary Islands
August 2024	11,801	22,435	80,174	53,810	6,959	4,834	2,157	182,170
August 2025	13,510	15,864	87,733	57,219	9,234	9,684	2,557	195,801
% residents in the island	31.2%	28.0%	71.4%	64.5%	2.3%	19.5%	2.1%	100%
Change, 25-24	1,709	-6,571	7,559	3,409	2,275	4,850	400	13,631
Change, % 25-24	14.5%	-29.3%	9.4%	6.3%	32.7%	100.3%	18.5%	7.5%



### Canary Islands residents staying in tourist accommodation by island of residence and island of stay

ISLAND OF RESIDENCE	ISLAND OF STAY								CANARY ISLANDS
	Lanzarote	Fuerteventura	Gran Canaria	Tenerife	La Gomera	La Palma	El Hierro		
Lanzarote	4,210	1,042	5,585	1,824	155	125	93		13,034
Fuerteventura	1,542	4,449	5,199	707	19	121	114		12,151
Gran Canaria	2,763	7,156	62,680	5,192	2,180	2,804	484		83,259
Tenerife	3,592	3,019	10,939	36,917	5,803	3,451	1,390		65,111
La Gomera	519	4	705	3,928	215	1,142	331		6,844
La Palma	735	173	2,463	6,736	285	1,887	92		12,371
El Hierro	149	21	162	1,915	577	154	53		3,031
CANARY ISLANDS	13,510	15,864	87,733	57,219	9,234	9,684	2,557		195,801

### Year on year variation: August 2025/2024

ISLAND OF RESIDENCE	ISLAND OF STAY								CANARY ISLANDS
	Lanzarote	Fuerteventura	Gran Canaria	Tenerife	La Gomera	La Palma	El Hierro		
Lanzarote	72.0%	-55.6%	-53.9%	39.8%	811.8%	33.0%	72.2%		-29.1%
Fuerteventura	113.9%	38.0%	-53.7%	-21.7%	90.0%	348.1%	21.3%		-25.0%
Gran Canaria	-3.6%	-3.4%	53.4%	46.1%	273.9%	97.3%	-2.2%		45.6%
Tenerife	-29.1%	-30.8%	18.2%	16.3%	9.2%	108.6%	16.7%		11.1%
La Gomera	49.1%	-98.3%	-	536.6%	80.7%	138.4%	116.3%		249.5%
La Palma	111.8%	-96.4%	-62.6%	-48.8%	78.1%	63.1%	-29.8%		-53.1%
El Hierro	2028.6%	-	47.3%	-24.6%	-23.5%	7600.0%	35.9%		-12.2%
CANARY ISLANDS	14.5%	-29.3%	9.4%	6.3%	32.7%	100.3%	18.5%		7.5%

### Canary Islands residents travelling to other islands (residents of each island are excluded)

	Lanzarote	Fuerteventura	Gran Canaria	Tenerife	La Gomera	La Palma	El Hierro	Canary Islands
Outbound tourism	8,824	7,702	20,579	28,194	6,629	10,484	2,978	85,390
Year on year variation (%)	-44.6%	-40.6%	26.0%	5.0%	260.5%	-58.4%	-12.7%	-16.8%
Inbound tourism	9,300	11,415	25,053	20,302	9,019	7,797	2,504	85,390
Year on year variation (%)	-0.6%	-40.6%	-36.3%	-8.0%	31.9%	112.0%	18.2%	-16.8%
Net balance	476	3,713	4,474	-7,892	2,390	-2,687	-474	0

### Distribution by island of residence

ISLAND OF RESIDENCE	ISLAND OF STAY								CANARY ISLANDS
	Lanzarote	Fuerteventura	Gran Canaria	Tenerife	La Gomera	La Palma	El Hierro		
Lanzarote	31.2%	6.6%	6.4%	3.2%	1.7%	1.3%	3.6%		6.7%
Fuerteventura	11.4%	28.0%	5.9%	1.2%	0.2%	1.2%	4.5%		6.2%
Gran Canaria	20.5%	45.1%	71.4%	9.1%	23.6%	29.0%	18.9%		42.5%
Tenerife	26.6%	19.0%	12.5%	64.5%	62.8%	35.6%	54.4%		33.3%
La Gomera	3.8%	0.0%	0.8%	6.9%	2.3%	11.8%	12.9%		3.5%
La Palma	5.4%	1.1%	2.8%	11.8%	3.1%	19.5%	3.6%		6.3%
El Hierro	1.1%	0.1%	0.2%	3.3%	6.2%	1.6%	2.1%		1.5%
CANARY ISLANDS	100%	100%	100%	100%	100%	100%	100%		100%

### Distribution by island of stay

ISLAND OF RESIDENCE	ISLAND OF STAY								CANARY ISLANDS
	Lanzarote	Fuerteventura	Gran Canaria	Tenerife	La Gomera	La Palma	El Hierro		
Lanzarote	32.3%	8.0%	42.8%	14.0%	1.2%	1.0%	0.7%		100%
Fuerteventura	12.7%	36.6%	42.8%	5.8%	0.2%	1.0%	0.9%		100%
Gran Canaria	3.3%	8.6%	75.3%	6.2%	2.6%	3.4%	0.6%		100%
Tenerife	5.5%	4.6%	16.8%	56.7%	8.9%	5.3%	2.1%		100%
La Gomera	7.6%	0.1%	10.3%	57.4%	3.1%	16.7%	4.8%		100%
La Palma	5.9%	1.4%	19.9%	54.4%	2.3%	15.3%	0.7%		100%
El Hierro	4.9%	0.7%	5.3%	63.2%	19.0%	5.1%	1.7%		100%
CANARY ISLANDS	6.9%	8.1%	44.8%	29.2%	4.7%	4.9%	1.3%		100%

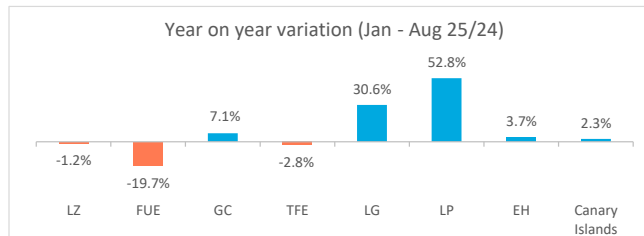
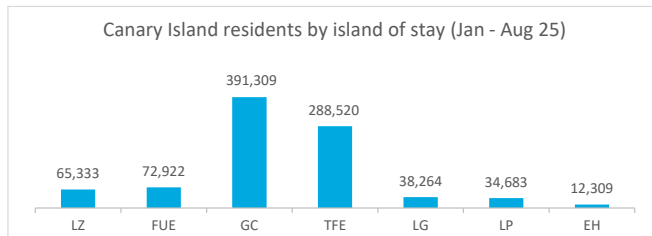
# Domestic tourism

## January - August 2025



### Canary Islands residents staying in tourist accommodation by island of stay

	Lanzarote	Fuerteventura	Gran Canaria	Tenerife	La Gomera	La Palma	El Hierro	Canary Islands
Jan-Aug 2024	66,132	90,859	365,470	296,727	29,306	22,696	11,865	883,055
Jan-Aug 2025	65,333	72,922	391,309	288,520	38,264	34,683	12,309	903,340
% tourist of the island	30.4%	26.8%	60.3%	56.7%	1.8%	16.1%	1.9%	100%
Change, 25-24	-799	-17,937	25,839	-8,207	8,958	11,987	444	20,285
Change, % 25-24	-1.2%	-19.7%	7.1%	-2.8%	30.6%	52.8%	3.7%	2.3%



### Canary Islands residents staying in tourist accommodation by island of residence and island of stay

ISLAND OF RESIDENCE	ISLAND OF STAY								CANARY ISLANDS
	Lanzarote	Fuerteventura	Gran Canaria	Tenerife	La Gomera	La Palma	El Hierro		
Lanzarote	19,857	7,200	56,537	11,711	482	599	529	96,915	
Fuerteventura	6,829	19,559	31,776	7,761	458	512	736	67,631	
Gran Canaria	14,119	28,595	236,147	33,470	4,427	9,727	1,969	328,454	
Tenerife	18,021	11,466	42,143	163,561	29,658	12,870	6,778	284,497	
La Gomera	1,320	54	3,358	13,430	677	4,098	1,527	24,464	
La Palma	4,552	5,913	18,016	45,853	868	5,587	535	81,324	
El Hierro	635	135	3,332	12,734	1,694	1,290	235	20,055	
CANARY ISLANDS	65,333	72,922	391,309	288,520	38,264	34,683	12,309	903,340	

### Year on year variation: January - August 2025/2024

ISLAND OF RESIDENCE	ISLAND OF STAY								CANARY ISLANDS
	Lanzarote	Fuerteventura	Gran Canaria	Tenerife	La Gomera	La Palma	El Hierro		
Lanzarote	60.9%	-10.8%	-0.3%	11.0%	359.0%	86.6%	33.2%	9.5%	
Fuerteventura	-0.8%	-6.7%	18.5%	1.1%	387.2%	60.5%	16.8%	6.7%	
Gran Canaria	-16.9%	1.2%	17.8%	10.0%	53.1%	66.1%	-17.9%	14.3%	
Tenerife	-32.2%	-11.5%	-18.1%	6.8%	34.4%	99.7%	-2.0%	1.8%	
La Gomera	263.6%	-95.7%	103.0%	1.9%	-53.7%	197.4%	89.7%	21.7%	
La Palma	62.0%	-63.7%	-25.3%	-32.0%	18.9%	-27.3%	17.6%	-32.0%	
El Hierro	269.2%	-95.6%	-22.5%	-11.0%	-13.6%	87.0%	-10.3%	-19.1%	
CANARY ISLANDS	-1.2%	-19.7%	7.1%	-2.8%	30.6%	52.8%	3.7%	2.3%	

### Canary Islands residents travelling to other islands (residents of each island are excluded)

	Lanzarote	Fuerteventura	Gran Canaria	Tenerife	La Gomera	La Palma	El Hierro	CANARY ISLANDS
Outbound tourism	77,058	48,072	92,307	120,936	23,787	75,737	19,820	457,717
Year on year variation (%)	1.2%	13.3%	6.3%	-4.3%	27.6%	-32.3%	-19.2%	-6.0%
Inbound tourism	45,476	53,363	155,162	124,959	37,587	29,096	12,074	457,717
Year on year variation (%)	-15.5%	-23.7%	-6.0%	-13.0%	35.0%	93.8%	4.1%	-6.0%
Net balance	-31,582	5,291	62,855	4,023	13,800	-46,641	-7,746	0

### Distribution by island of residence

ISLAND OF RESIDENCE	ISLAND OF STAY								CANARY ISLANDS
	Lanzarote	Fuerteventura	Gran Canaria	Tenerife	La Gomera	La Palma	El Hierro		
Lanzarote	30.4%	9.9%	14.4%	4.1%	1.3%	1.7%	4.3%	10.7%	
Fuerteventura	10.5%	26.8%	8.1%	2.7%	1.2%	1.5%	6.0%	7.5%	
Gran Canaria	21.6%	39.2%	60.3%	11.6%	11.6%	28.0%	16.0%	36.4%	
Tenerife	27.6%	15.7%	10.8%	56.7%	77.5%	37.1%	55.1%	31.5%	
La Gomera	2.0%	0.1%	0.9%	4.7%	1.8%	11.8%	12.4%	2.7%	
La Palma	7.0%	8.1%	4.6%	15.9%	2.3%	16.1%	4.3%	9.0%	
El Hierro	1.0%	0.2%	0.9%	4.4%	4.4%	3.7%	1.9%	2.2%	
CANARY ISLANDS	100%	100%	100%	100%	100%	100%	100%	100%	

### Distribution by island of stay

ISLAND OF RESIDENCE	ISLAND OF STAY								CANARY ISLANDS
	Lanzarote	Fuerteventura	Gran Canaria	Tenerife	La Gomera	La Palma	El Hierro		
Lanzarote	20.5%	7.4%	58.3%	12.1%	0.5%	0.6%	0.5%	100%	
Fuerteventura	10.1%	28.9%	47.0%	11.5%	0.7%	0.8%	1.1%	100%	
Gran Canaria	4.3%	8.7%	71.9%	10.2%	1.3%	3.0%	0.6%	100%	
Tenerife	6.3%	4.0%	14.8%	57.5%	10.4%	4.5%	2.4%	100%	
La Gomera	5.4%	0.2%	13.7%	54.9%	2.8%	16.8%	6.2%	100%	
La Palma	5.6%	7.3%	22.2%	56.4%	1.1%	6.9%	0.7%	100%	
El Hierro	3.2%	0.7%	16.6%	63.5%	8.4%	6.4%	1.2%	100%	
CANARY ISLANDS	7.2%	8.1%	43.3%	31.9%	4.2%	3.8%	1.4%	100%	