

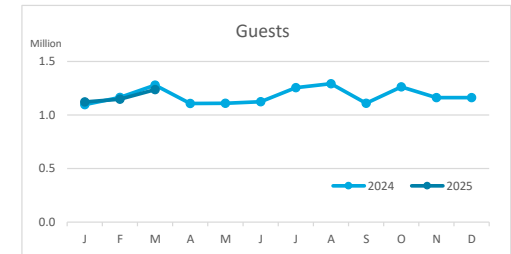
Main tourist accommodation indicators

CANARY ISLANDS (January - March 2025)



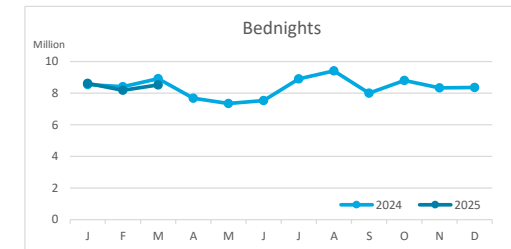
GUESTS BY ACCOMMODATION TYPE (*)

	Breakdown by accommodation type											
	TOTAL				Hotels				Apartments			
	Abroad	Mainland	Canary Islands	Total	Abroad	Mainland	Canary Islands	Total	Abroad	Mainland	Canary Islands	Total
Jan-Mar24	3,098,292	260,062	181,798	3,540,152	2,396,715	232,046	138,739	2,767,500	701,577	28,016	43,059	772,652
Jan-Mar25	3,081,644	264,235	161,384	3,507,263	2,370,666	232,981	129,916	2,733,563	710,978	31,254	31,468	773,700
Change	-16,648	4,173	-20,414	-32,889	-26,049	935	-8,823	-33,937	9,401	3,238	-11,591	1,048
Change, %	-0.5%	1.6%	-11.2%	-0.9%	-1.1%	0.4%	-6.4%	-1.2%	1.3%	11.6%	-26.9%	0.1%



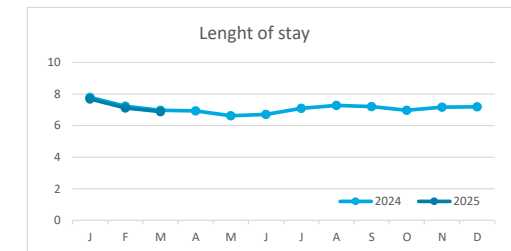
BEDNIGHTS

	Breakdown by accommodation type											
	TOTAL				Hotels				Apartments			
	Abroad	Mainland	Canary Islands	Total	Abroad	Mainland	Canary Islands	Total	Abroad	Mainland	Canary Islands	Total
Jan-Mar24	23,977,173	1,194,181	693,669	25,865,023	17,585,846	1,032,896	479,057	19,097,799	6,391,327	161,285	214,612	6,767,224
Jan-Mar25	23,609,290	1,182,613	524,570	25,316,473	17,194,276	1,014,986	367,224	18,576,486	6,415,014	167,627	157,346	6,739,987
Change	-367,883	-11,568	-169,099	-548,550	-391,570	-17,910	-111,833	-521,313	23,687	6,342	-57,266	-27,237
Change, %	-1.5%	-1.0%	-24.4%	-2.1%	-2.2%	-1.7%	-23.3%	-2.7%	0.4%	3.9%	-26.7%	-0.4%

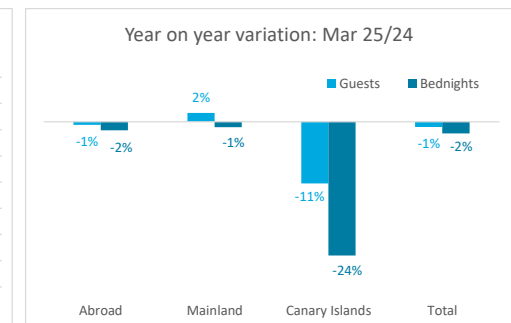
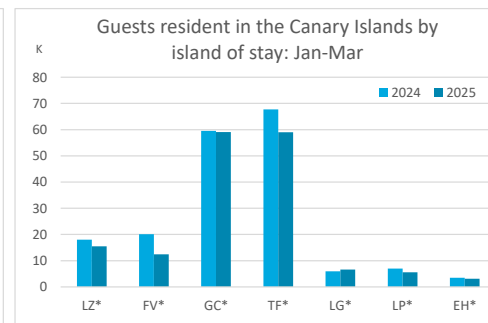
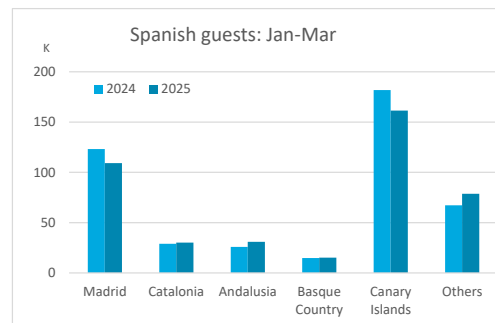
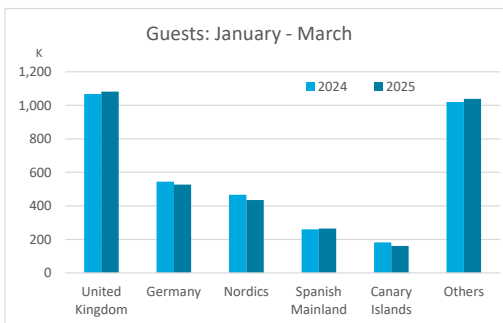


LENGHT OF STAY

	Breakdown by accommodation type											
	TOTAL				Hotels				Apartments			
	Abroad	Mainland	Canary Islands	Total	Abroad	Mainland	Canary Islands	Total	Abroad	Mainland	Canary Islands	Total
Jan-Mar24	7.7	4.6	3.8	7.3	7.3	4.5	3.5	6.9	9.1	5.8	5.0	8.8
Jan-Mar25	7.7	4.5	3.3	7.2	7.3	4.4	2.8	6.8	9.0	5.4	5.0	8.7
Change	-0.1	-0.1	-0.6	-0.1	-0.1	-0.1	-0.6	-0.1	-0.1	-0.4	0.0	0.0




GUESTS AND BEDNIGHTS BY PLACE OF RESIDENCE



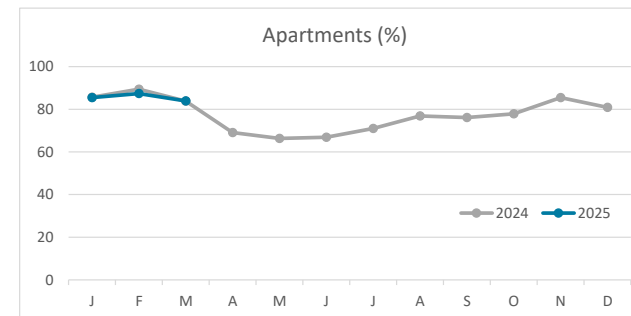
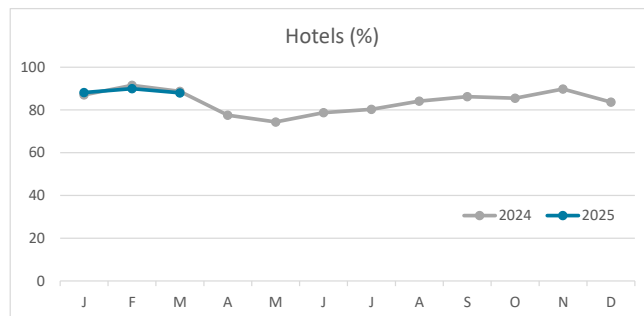
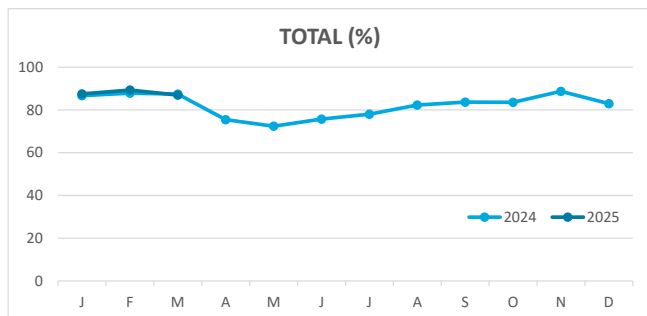
Note: LZ* (Lanzarote), FV* (Fuerteventura), GC* (Gran Canaria), TF* (Tenerife), LG* (La Gomera), LP* (La Palma) and EH* (El Hierro).

Main tourist accommodation indicators

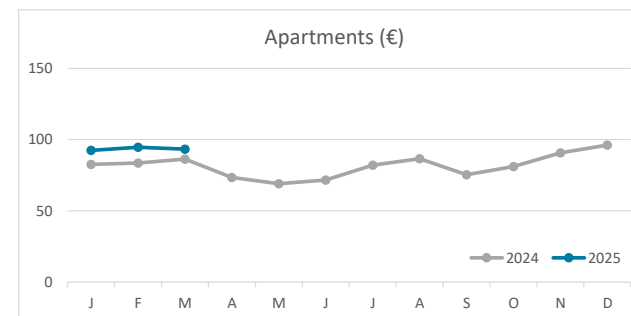
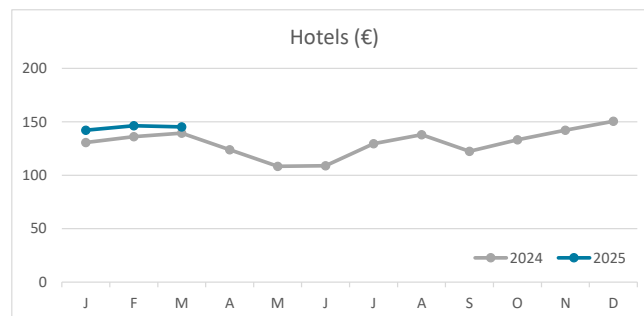
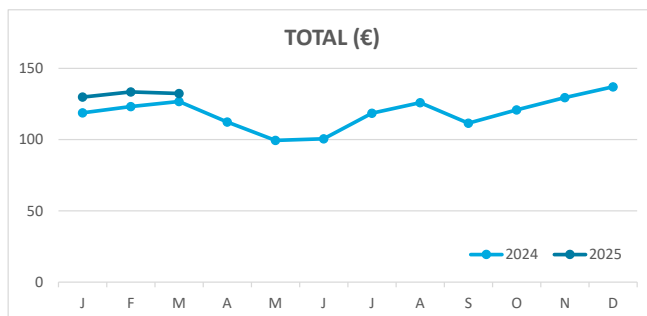
CANARY ISLANDS (January - March 2025)



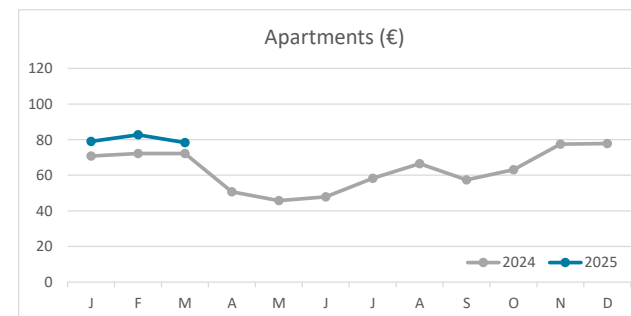
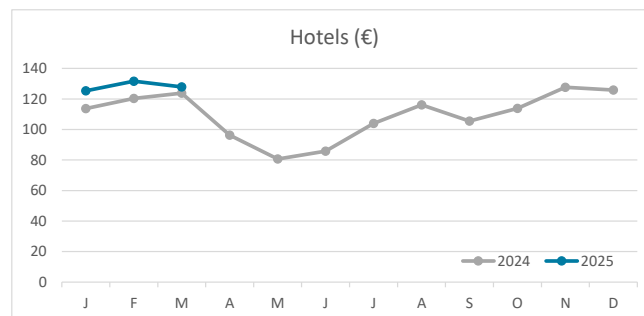
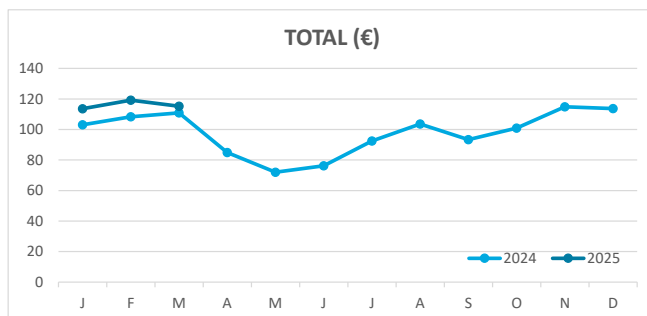
OCCUPANCY RATE PER ROOM / APARTMENT



ADR (Average Daily Rate)



REVPAR (Revenue Per Available Room)



Note: "Guests indicator" refers to number of guests checking in as new arrivals.
 Source: Encuestas de Alojamiento Turístico (ISTAC)